

The Starkey logo, Thrive Care, Thrive Care logo, Thrive and Thrive logo are trademarks of Starkey Laboratories, Inc.

Apple, the Apple logo, iPhone, iPad, iPod touch, App Store and Siri are trademarks of Apple, Inc., registered in the U.S. and other countries.

Google Play is a trademark of Google LLC.

The app may have slight differences depending on your phone.



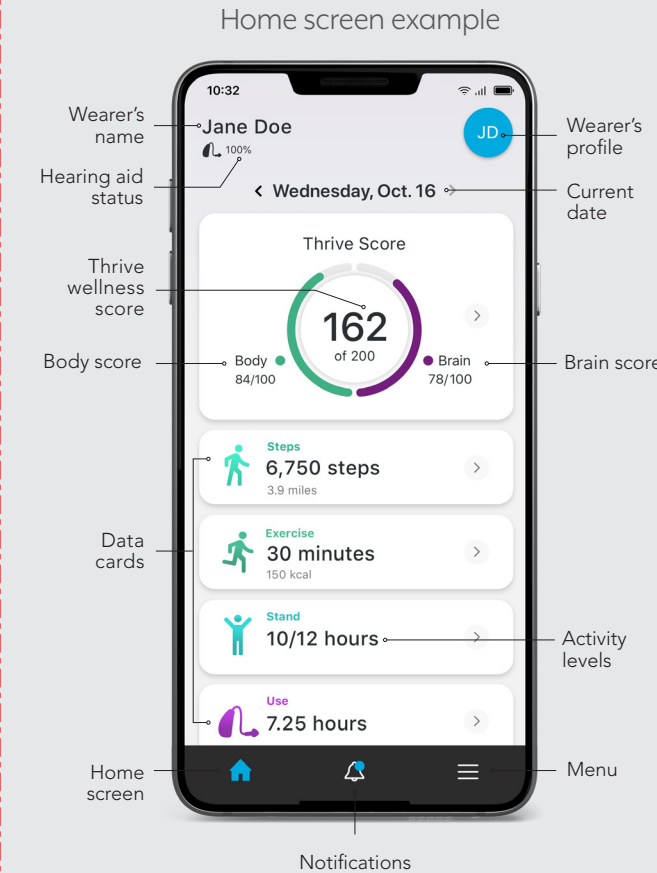
www.Starkey.com

©2020 Starkey. All Rights Reserved. 2/20 BR02933-00-EE-SG-IV

The following are some examples of what the Thrive Care app includes:

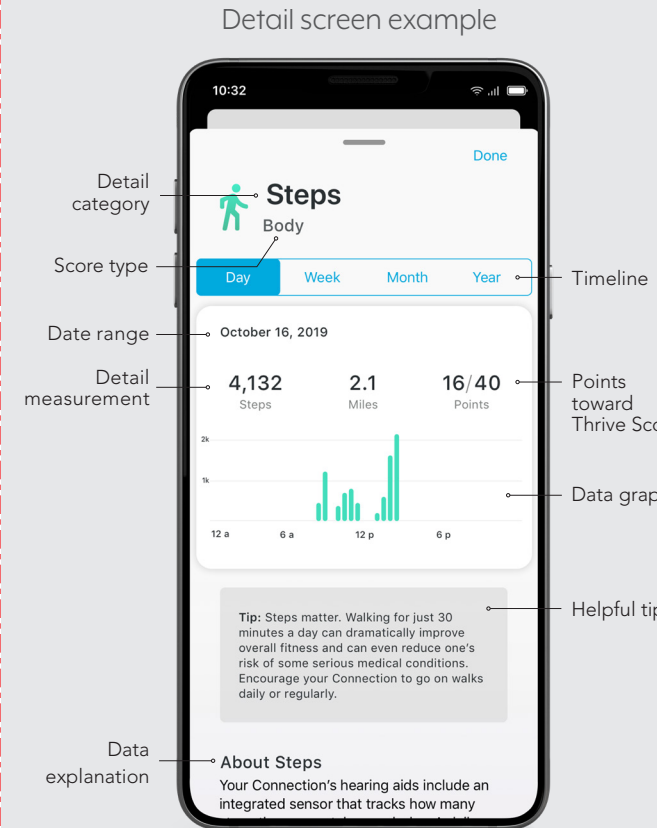
Home Screen

- See what's being shared with you and get a quick snapshot of how the wearer is doing anytime, anywhere.
- See the wearer's hearing aid connection status and battery levels.
- Tap any "data card" to see more details.
- Tap date for calendar to select a different date, or use arrows to change days one at a time.



Activity Details

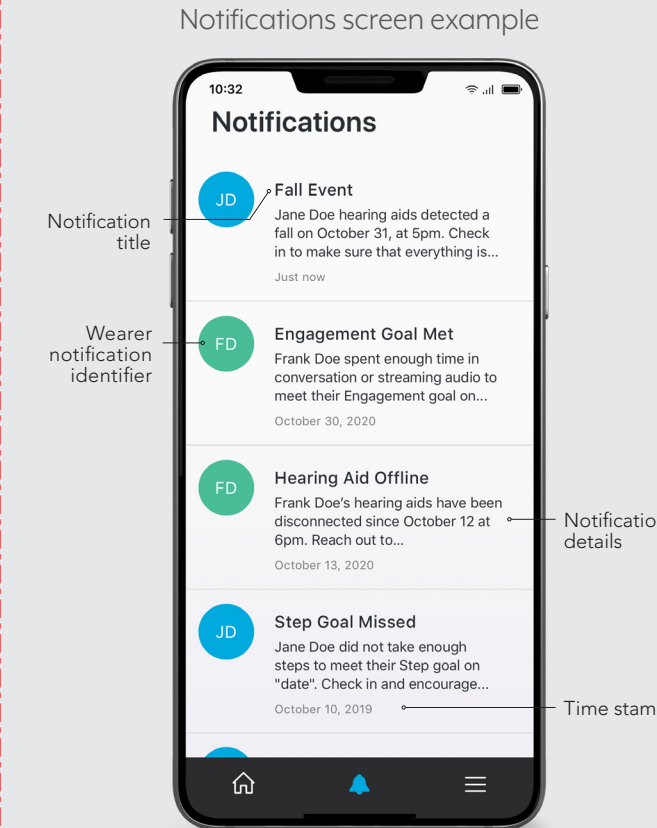
- View details about a particular feature being shared with you such as Steps.
- On the Steps detail screen, you'll see the number of steps taken that day, total distance and points earned towards the hearing aid wearer's Thrive Score.
- View detailed data by Day, Week, Month or Year to see how the wearer has done over time.
- Find tips to help you better support and encourage the wearer.
- Learn more about that specific feature and what's being measured.



Notifications

- Notifications will let you know things like whether the wearer's hearing aids are disconnected, if they experience a fall or if they meet an activity goal for the day.
- To choose which notifications you'd like to receive go to the Menu and tap on Notifications.

For more information go to the Thrive Care Menu and select Help Center.



thriveCare
Start Guide

Exclusive to hearing aids with edge AI technology



Thrive Care is the world's first app that lets people wearing hearing aids with edge AI technology share health and wellness information with people they select.

Thrive Care provides:

Peace of mind

Designed to provide even the busiest family members and care providers with comfort and security.

Convenience

Lets hearing aid wearers share information about safety, social interaction and health that family members or caregivers can view anytime, anywhere.

Independence

Designed to help hearing aid wearers live independently and safely.



Two people.
Two apps.
One helpful connection.

The Thrive Care app works with the Thrive Hearing Control app to enable easy sharing of information about hearing aid usage, social engagement, health activities and more.



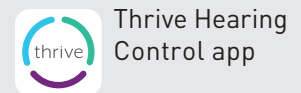
Wearer:

- Hearing aid wearer
(Exclusive to hearing aids with edge AI technology)

Carer:


- Family member
- Care team member
- Friend

App used:



Thrive Hearing Control app

App used:



Thrive Care app

Why share?

Helps maintain safety and independence.

Why care?

Designed to provide convenience and peace of mind.

How it works

Connecting and sharing information starts with an email invitation.

Wearers:

How to send an invitation

1. In your Thrive Hearing Control app, go to Settings.
2. Tap on "Thrive Care".
3. Follow the prompts to send your invitation.
4. Before you send your invitation, you'll be able to select what information you share with that person.
5. You can share with multiple carers. Each one will need a separate invitation.

The person you're sending an invitation to can get started by following the steps for Carers.



Carers:

You received an invitation

If you received an email invitation, follow these steps:

1. Download the Thrive Care app from the Apple App Store or Google Play Store and install it.
2. Open the Thrive Care app.
3. Tap on "I have an invitation".
4. Follow the prompts to accept your invitation.
5. You'll be asked to create an account and enter your unique code. Refer to the email invitation you received for the code.
6. You can connect with multiple wearers provided you've received invitations from each one.

Request an invitation

If you did not receive an invitation you can request one by following these steps:

1. Download the Thrive Care app from the Apple App Store or Google Play Store and install it.
2. Open the Thrive Care app.
3. Tap on "Request an invitation".
4. Enter the name and email address of the wearer.
5. Wait for your invitation to arrive via email.
6. Once your invitation arrives, follow the "You received an invitation" steps.

